

Enlarge Your Ethernet Network

Gigabit Ethernet Media Converter

MC200CM/ MC210CS/ MC220L



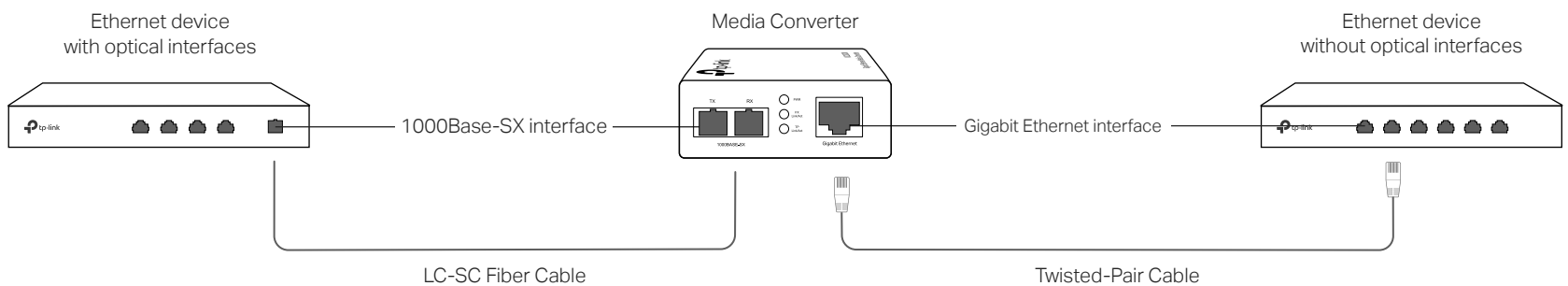
For technical support and other information, please visit <http://www.tp-link.com/support>, or simply scan the QR code.

© 2022 TP-Link 7106509840 REV4.0.3

Package Contents: Media Converter, Power Adapter, User Guide

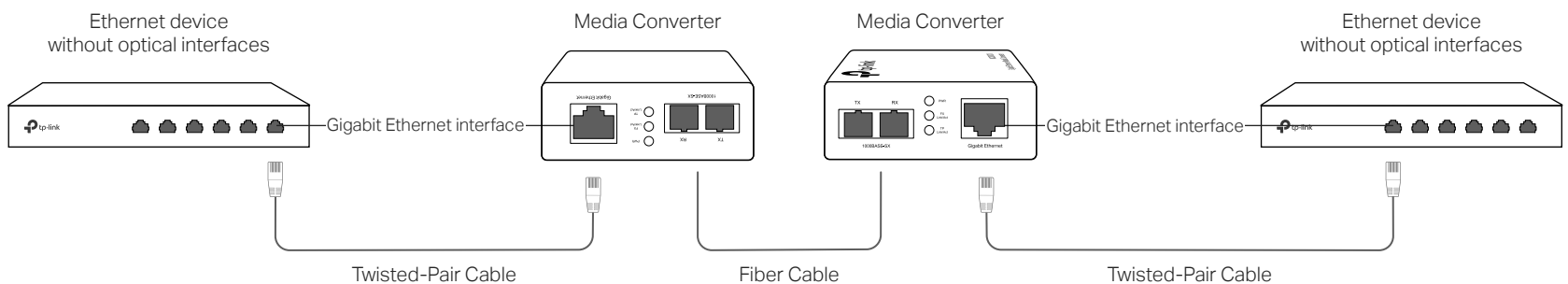
Note: MC200CM is used as an example throughout this guide. Other models may differ in appearance.

Scenario 1: Connect Devices with and without Optical Interfaces




Note: MC220L needs to be plugged in with an SFP module to work normally. It is recommended to use a TP-Link SFP module on MC220L, because other vendors' SFP modules may be incompatible.


Scenario 2: Connect Devices without Optical Interfaces




- Note:
1. Either two MC200CM converters or two MC210CS converters can work cooperatively. Two MC220L converters with the same SFP module can work cooperatively.
 2. One MC220L can also cooperate with one MC200CM or one MC210CS. However, the mode and wavelength of the SFP module used in MC220L must be the same as the opposite end.
 3. Connect the TX port of one converter to the RX port of the other using a fiber cable.

LED Explanation

	PWR
	On: Power on.
	Off: Power off.

	Link/Act
	On: There is a valid link for FX Port.
	Off: There is no valid link for FX Port.
	Flashing: FX Port is transmitting or receiving data.

	Link/Act
	On: There is a valid link for TP Port.
	Off: There is no valid link for TP Port.
	Flashing: TP Port is transmitting or receiving data.

Specifications

General Specifications

Standards	IEEE 802.3, IEEE 802.3i, IEEE 802.3u, IEEE 802.3ab, IEEE802.3z
LED	PWR, FX Link/Act, TP Link/Act
Interface	For MC200CM/MC210CS: SC fiber connector, RJ-45 jack For MC220L: SFP port, RJ-45 jack
Twisted-Pair	10Base-T: 2-pair UTP/STP of Cat. 3 or above (≤100m) 100Base-TX: 2-pair UTP/STP of Cat. 5 or above (≤100m) 1000Base-T: 4-pair UTP/STP of Cat. 5e or above (≤100m)
Fiber	For MC200CM: 62.5/125µm multi-mode fiber (≤220m); 50/125µm multi-mode fiber (≤550m) For MC210CS: 9/125µm single-mode fiber (≤15km) For MC220L: depends on the used SFP module
Wave Length	For MC200CM: 850nm For MC210CS: 1310nm For MC220L: depends on the used SFP module
Power	External Power Adapter: 9V/0.6A

Environmental and Physical Specifications

Operation Temperature	0 °C to 40 °C (32 °F to 104 °F)
Storage Temperature	-40 °C to 70 °C (-40 °F to 158 °F)
Operation Humidity	10% to 90%RH non-condensing
Storage Humidity	5% to 90%RH non-condensing

FCC STATEMENT

This equipment has been tested and found to comply with the limits for a Class A digital device, pursuant to part 15 of the FCC Rules. These limits are designed to provide reasonable protection against harmful interference when the equipment is operated in a commercial environment. This equipment generates, uses, and can radiate radio frequency energy and, if not installed and used in accordance with the instruction manual, may cause harmful interference to radio communications. Operation of this equipment in a residential area is likely to cause harmful interference in which case the user will be required to correct the interference at his own expense.

This device complies with part 15 of the FCC Rules. Operation is subject to the following two conditions:

- 1) This device may not cause harmful interference.
 - 2) This device must accept any interference received, including interference that may cause undesired operation.
- Any changes or modifications not expressly approved by the party responsible for compliance could void the user's authority to operate the equipment.

BSMI Notice

安全諮詢及注意事項

- 請使用原裝電源供應器或只能按照本產品注明的電源類型使用本產品。
 - 清潔本產品之前請先拔掉電源線。請勿使用液體、噴霧清潔劑或濕布進行清潔。
 - 注意防潮，請勿將水或其他液體潑灑到本產品上。
 - 插槽與開口供通風使用，以確保本產品的操作可靠並防止過熱，請勿堵塞或覆蓋開口。
 - 請勿將本產品置放於靠近熱源的地方。除非有正常的通風，否則不可放在密閉位置中。
 - 請不要私自打開機殼，不要嘗試自行維修本產品，請由授權的專業人士進行此項工作。
- 為避免電磁干擾，本產品不應安裝或用於住宅環境。

限用物質含有情況標示聲明書

產品元件名稱	限用物質及其化學符號					
	鉛 Pb	鎘 Cd	汞 Hg	六價鉻 CrVI	多溴聯苯 PBB	多溴二苯醚 PBDE
PCB	○	○	○	○	○	○
外殼	○	○	○	○	○	○
電源適配器	—	○	○	○	○	○

備考1: "○"系指該項限用物質之百分比含量未超出百分比含量基準值。
備考2: "—"系指該項限用物質為排除項目。

Industry Canada Statement

CAN ICES-3 (A)/NMB-3(A)

Safety Information

- Keep the device away from water, fire, humidity or hot environments.
- Do not attempt to disassemble, repair, or modify the device.
- Do not use damaged charger or USB cable to charge the device.
- Do not use any other chargers than those recommended.
- Adapter shall be installed near the equipment and shall be easily accessible.
- Avoid using this product during an electrical storm. There may be a remote risk of electric shock from lightning.
- Do not point or stare directly into the beam or into the optical port of the transceiver when it is operating, as this can injure your eyesight.

CE Mark Warning

This is a class A product. In a domestic environment, this product may cause radio interference, in which case the user may be required to take adequate measures.



EU declaration of conformity

TP-Link hereby declares that the device is in compliance with the essential requirements and other relevant provisions of directives 2014/30/EU, 2014/35/EU, 2009/125/EC, 2011/65/EU and (EU)2015/863.

The original EU declaration of conformity may be found at <https://www.tp-link.com/en/support/ce/>

UK declaration of conformity









TP-Link hereby declares that the device is in compliance with the essential requirements and other relevant provisions of the Electromagnetic Compatibility Regulations 2016 and Electrical Equipment (Safety) Regulations 2016.

The original UK declaration of conformity may be found at <https://www.tp-link.com/support/ukca/>

Продукт сертифіковано згідно з правилами системи УкрСЕПРО на відповідність вимогам нормативних документів та вимогам, що передбачені чинними законодавчими актами України.

この装置は、クラスA情報技術装置です。この装置を家庭環境で使用すると電波妨害を引き起こすことがあります。この場合には使用者が適切な対策を講ずるよう要求されることがあります。 VCCI-A

Explanation of the symbols on the product label

	Indoor use only
	DC voltage
	AC voltage
	RECYCLING This product bears the selective sorting symbol for Waste electrical and electronic equipment (WEEE). This means that this product must be handled pursuant to European directive 2012/19/EU in order to be recycled or dismantled to minimize its impact on the environment. User has the choice to give his product to a competent recycling organization or to the retailer when he buys a new electrical or electronic equipment.
	Polarity of output terminals
	Class II equipment
	Caution
	Operator's manual